

TOP

IMPORTANT

CRITICAL AREA

Keep all important elements of the artwork inside the dotted line!
The “**CRITICAL AREA**” ensures that all the important elements in your artwork will be printed clearly when the product is produced.

DIELINE
THE FABRIC WILL BE CUT HERE


STITCH LINE
THE PANELS WILL BE STITCHED TOGETHER HERE

BLEED EDGE
ARTWORK TO BE LAID OUT TO THIS EDGE

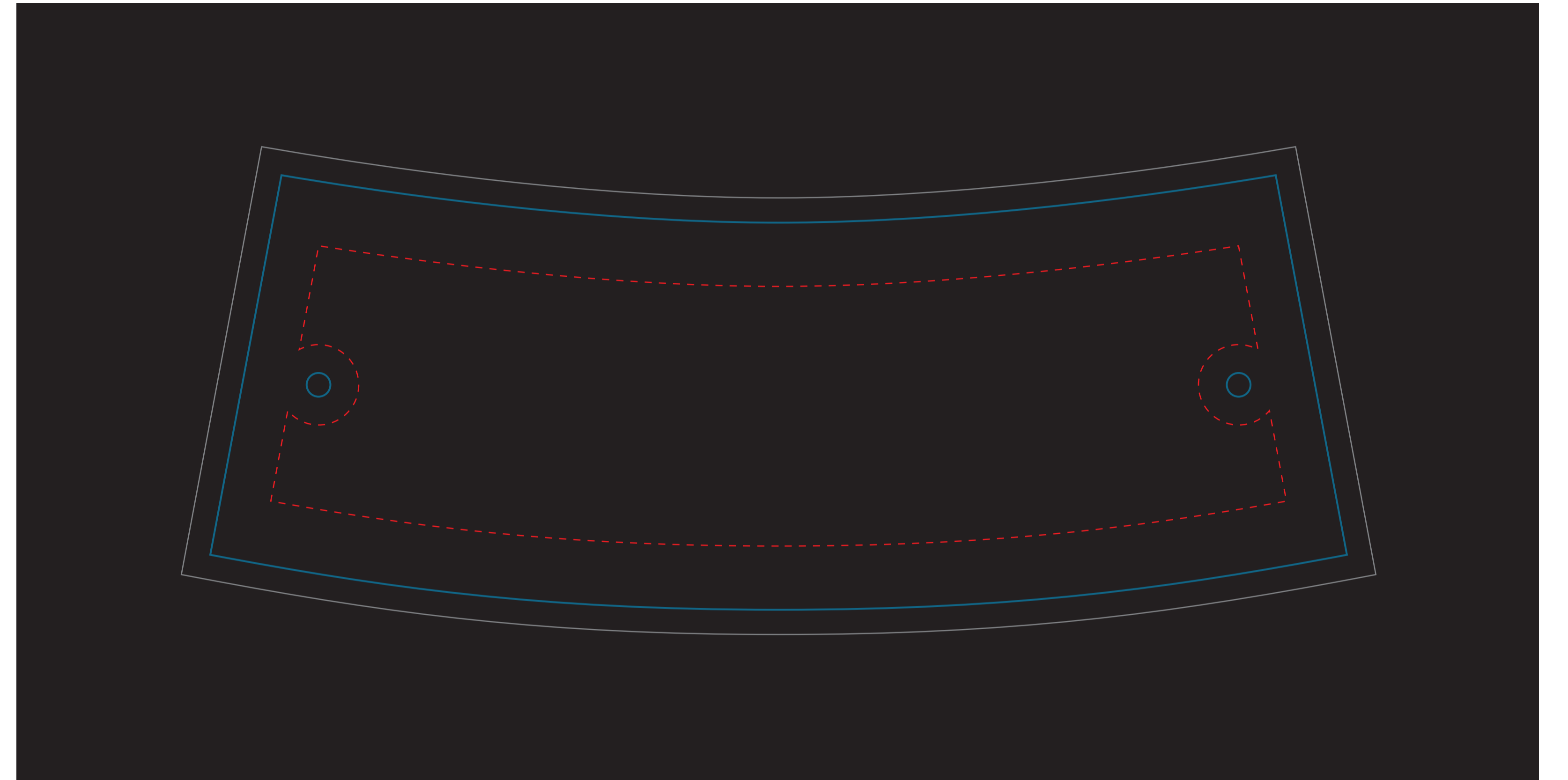
ARTWORKS MUST FILL ALL OF THE GRAY AREAS. EXAMPLE:

INCORRECT


CORRECT




SIDE 1



SIDE 2



SIDE 1 - RIM



SIDE 2 - RIM

TEMPLATE SCALE RATIO 1:1

ART COLOURS

PMS RHODAMINE RED C

PMS 165 C

PMS 541 C

PMS

TF - BRIGHT YELLOW

PMS

PRODUCT COLOURS

FABRIC: WHITE (BASE FOR SUBLIMATION)

EYELETS: BLACK

UNDER RIM: BLACK

TAPE: BLACK

SWEATBAND: BLACK

35mm

64mm

STITCH LINE

FOLD LINE

STITCH LINE

ONE SIZE FITS ALL
POLYESTER
HAND WASH ONLY
MADE IN CHINA

CARE LABEL