

TOP

# IMPORTANT

**CRITICAL AREA**  
Keep all important elements of the artwork inside the dotted line!  
The “**CRITICAL AREA**” ensures that all the important elements in your artwork will be printed clearly when the product is produced.

DIELINE  
THE FABRIC WILL BE CUT HERE


STITCH LINE  
THE PANELS WILL BE STITCHED TOGETHER HERE

BLEED EDGE  
ARTWORK TO BE LAID OUT TO THIS EDGE


**ARTWORKS MUST FILL ALL OF THE GRAY AREAS. EXAMPLE:**

**INCORRECT**


**CORRECT**




SIDE 1







SIDE 2



SIDE 1 - RIM



SIDE 2 - RIM

TEMPLATE SCALE RATIO 1:1			
ART COLOURS			
	FULL COLOUR		
	COLOUR MATCH		
	>>>		
		COM55Y100K0	■ PMS
		COM22Y100K0	■ PMS
	C25M100Y78K0		■ PMS
	PRODUCT COLOURS		
FABRIC: WHITE (BASE FOR SUBLIMATION)			
EYELETS: BLACK			
UNDER RIM: BLACK			
TAPE: BLACK			
SWEATBAND: BLACK			

